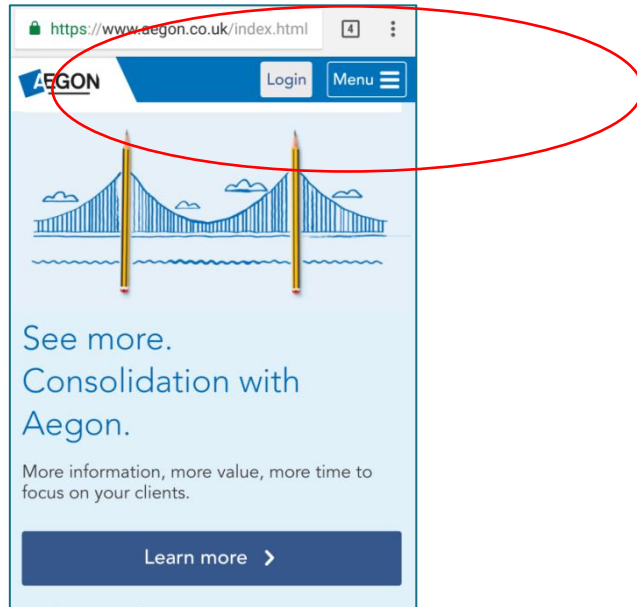
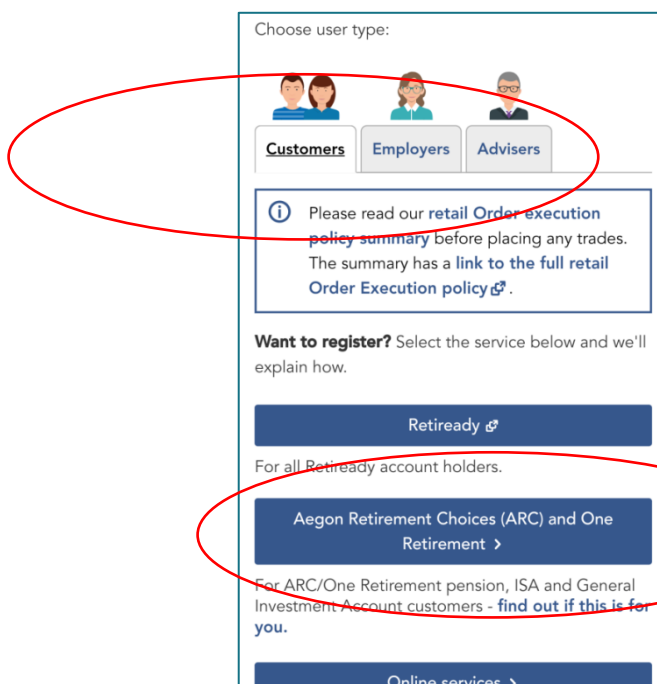


How To Log into Your Aegon ARC Account:

1. Please go to www.aegon.co.uk
2. Click '**log in**' in the top right corner

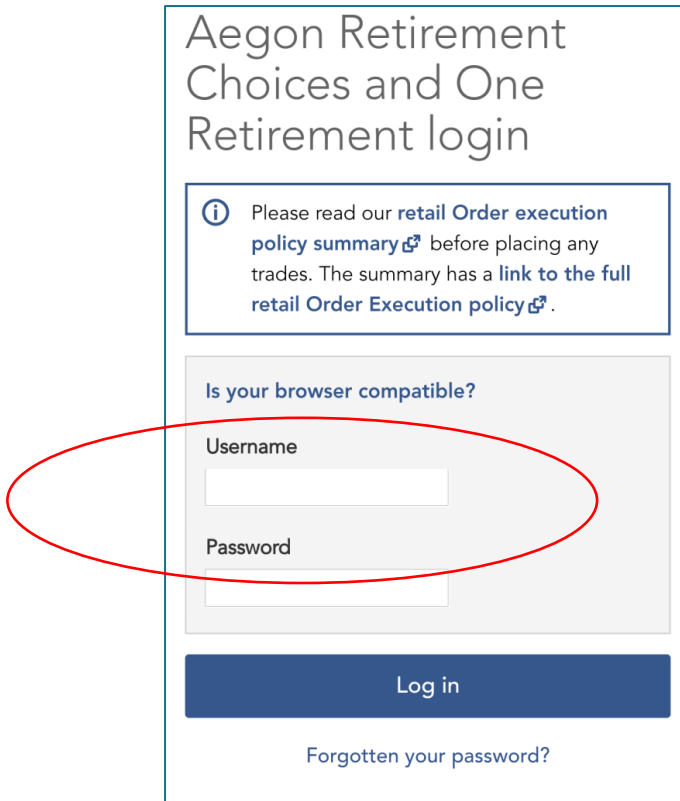


3. Click '**Customers**' under the title "choose user type".
4. Then click "**Aegon Retirement Choices ARC and One Retirement**"



You are now directed to a log in page.

5. Input the username and password that you set up from the email received from Aegon.

A screenshot of the Aegon Retirement Choices and One Retirement login page. The page has a light blue header with the title "Aegon Retirement Choices and One Retirement login". Below the title is a blue-bordered box containing an information icon and text: "Please read our retail Order execution policy summary before placing any trades. The summary has a link to the full retail Order Execution policy." Below this is a grey-bordered box with the heading "Is your browser compatible?". Underneath are two input fields: "Username" and "Password". A red oval highlights both the Username and Password input fields. Below the input fields is a dark blue "Log in" button. At the bottom of the page is a link that says "Forgotten your password?".

Aegon Retirement Choices and One Retirement login

i Please read our [retail Order execution policy summary](#) before placing any trades. The summary has a [link to the full retail Order Execution policy](#).

Is your browser compatible?

Username

Password

Log in

[Forgotten your password?](#)

If you have any issues logging in please call Aegon directly on 03456 081 680